



# ENGLISH ROSE®

DESIGNED FOR LIVING



THE KITCHEN COLLECTION





# DESIGNED TO ENDURE

I'm delighted to be introducing the English Rose collection, as well as giving you a few suggestions and ideas along the way so that you can create the perfect kitchen for you.

When choosing a kitchen, it's really important to consider the quality of the construction. Very often, people get distracted by the style and overall design of the kitchen, but it's the build quality of the cabinets that forms the foundation of your kitchen. Without durability, it won't stand up to the rigours of modern life.

English Rose Kitchens are built to last. The cabinets are constructed using a combination of traditional craftsmanship and the very latest manufacturing techniques. That's why every kitchen is guaranteed for 10 years.

And if you need a little more peace of mind, turn to page 130 where you'll find a useful guide to buying a new kitchen. This handy section will help make the process as straightforward as possible.

With so many fantastic styles, accessories and ideas across the following pages, I'm confident you'll have no problem creating the kitchen you've always wanted.



**George Clarke**  
Architect, Writer, Lecturer and TV Presenter.

  
**erkitchens.co.uk**  
Visit our website for more information, inspiration and videos with advice on how to create your perfect kitchen.



## CONTENTS

Introducing English Rose	2
<b>IDEAS &amp; ADVICE</b>	
Designed For Living	4
A Very British Kitchen	5
Colour Inspiration	6
Texture Inspiration	36
Accents & Patterns Inspiration	78
<b>THE KITCHENS</b>	
Our Shaker Range	8
Our Modern Range	38
Our Traditional Range	80
<b>OPTIONS &amp; ACCESSORIES</b>	
Door Collection	98
Colour Palette	102
Visualise your English Rose Kitchen	105
Handle Options	106
Handle-Less Kitchens	108
Cabinet Specification	110
Making the Space Work for You	112
Utilising Your Space	116
Grass Nova Pro Drawer Systems	118
Storage Solutions	120
A Place for Everything	122
Lighting & Shelving	124
Sinks & Taps	126
Worktops	128
The Right Way To Buy a Kitchen	130
More Than Just a Kitchen	132
Index and FAQs	134
Proudly Made In Britain	135







# DESIGNED FOR LIVING

At English Rose we do more than just make beautiful kitchens, we create beautifully practical spaces that serve as the perfect focal point for the modern British home. The kitchen is no longer just a room for cooking in, it's a multi-functional space that can be used and enjoyed by the whole family.

All of our English Rose Kitchens are designed with modern life in mind, helping to restore a sense of calm, reflecting your personality and transforming the way you live.

Because every family is unique, there's no such thing as a typical English Rose Kitchen. In this brochure you'll find an extensive range of styles, from traditional to modern to everything in-between. What's more, we've made sure every kitchen has the flexibility to be customised to suit your own particular tastes.

You'll find an inspirational choice of colours, finishes, worktops, sinks, taps and accessories that allow you to create a kitchen that's as individual as you are. And because we insist on using only the best quality materials and craftsmanship, you can be sure that whichever kitchen you choose, it will look beautiful for many years to come.



# A VERY BRITISH KITCHEN

At English Rose we're very proud of our British heritage, not to mention our reputation for designing and manufacturing an outstanding range of durable, high-quality kitchens. All of which are made using the latest manufacturing techniques at our modern, purpose-built factory in Yorkshire.



But being British isn't just about geography. It's about having a forward-thinking attitude and a natural flair for ingenuity. Good British design has always set the trends and pushed the boundaries, which is something we strive to do with every kitchen we create.

Wherever we can, we use British components in our English Rose Kitchens. But to help ensure we maintain the highest possible standards, we also source materials from around the world. These are then combined and assembled in the UK to produce a superior quality kitchen, backed by unrivalled customer service.







# COLOUR

When planning a new kitchen, the first choice you make is often your colour scheme. Along with texture and pattern, colour can be the difference between a kitchen you like, and a kitchen you love. Colour is a subjective and emotive topic, and there are lots of guidelines you can work with to make sure your kitchen perfectly matches your own personality and taste.

White provides a beautiful neutral canvas that has proven timeless, always appearing clean and fresh. You can pair this with a more striking worktop or painted feature wall to really make it pop. If white is too stark for you, then consider a softer, more tranquil tone such as cashmere or ivory. Ivory works well with dramatic colours, such as dark blues and browns, whilst still providing a neutral backdrop on which accent colours can also be used to add interest.

Although white is ideal for pairing with primary colours, creams are more suited to the secondary colour spectrum, and can be enhanced by using different shades and textures. Sand can be used as a darker, warmer scheme and its earthy tones work well with whites, creams and bolder dark browns. Just be careful when choosing an accent, as stronger colours can clash. Although traditionally used in larger spaces, don't be afraid to use dark colours in smaller rooms as this can often create a sense of depth and space when used correctly.

Using two colours is a great way to add interest subtly or in a contrasting way – for example, pairing light doors with darker colours.




**George Clarke**  
Architect, Writer, Lecturer and TV Presenter.



## COLOUR TIPS:

- Make sure your kitchen is well lit, either naturally or artificially, to bring out the best of your chosen colour scheme.
- Use accessories or artwork to introduce a burst of colour that can be easily changed as trends, and your tastes, develop over time.
- Keep things simple. When using accent colours, less is more. A single accent can have much more of an impact than using two or three.
- Think about how different textures can provide you with contrasting or complementary colours. For example, a textured wall tile will add more depth to your scheme than a simpler plain tile.



## WHITE



## SAND



## CREAM



## BROWN







# FOR EVERY KIND OF KITCHEN

There’s a reason the Shaker Kitchen continues to be so popular in Britain: its iconic framed door is incredibly versatile and can fit seamlessly into any shape, size or style of home.

And with an English Rose Shaker Kitchen, there’s no shortage of stunning design options to choose from. Natural woodgrains, painted woodgrains, smooth painted finishes, high-gloss finishes, and that’s just the doors.

There’s also an inspirational range of worktops, handles and design features to let you personalise the look and create a kitchen that suits your own individual style.



“Whether you’re going for a modern look or something more traditional, the Shaker style has the versatility to work.”

**George Clarke**  
Architect, Writer, Lecturer  
and TV Presenter.



## THE RANGE – AT A GLANCE

Shaker Wood Painted Limestone & Anthracite	10
Concept Painted Ivory & Cashmere	12
Classic Painted Ivory & Cashmere	14
Richmond Painted Ivory	16
Shaker Painted Light Blue	18
Shaker Sand Oak Wood	20
Shaker Ivory	22
Shaker Lissa Oak Wood	24
Shaker Lissa Oak	25
Gloss White Shaker	26
Gloss Stone Shaker	27
Ivory Prelude	28
Shaker Sand Oak	30
Moda Ivory & Cashmere	32
Moda White & Light Grey	34
Buttermilk Prelude	35





# SHAKER WOOD PAINTED LIMESTONE & ANTHRACITE

Shaker door with a painted solid timber frame and veneered centre panel.

FIND OUR **COLOUR PALETTE** ON PAGE 102



For more options and accessories, see  
Let's get personal from page 96.







## CONCEPT PAINTED

### IVORY & CASHMERE

Shaker door with a recessed handle in a painted finish.

#### AVAILABLE IN A CHOICE OF 15 COLOURS

Find our colour palette on page 102



For more options and accessories, see  
Let's get personal from page 96.







# CLASSIC PAINTED

## IVORY & CASHMERE

Shaker door with a smooth painted frame and centre panel.

### AVAILABLE IN A CHOICE OF 15 COLOURS

Find our colour palette on page 102



For more options and accessories, see  
Let's get personal from page 96.







## RICHMOND PAINTED

### IVORY

Shaker door featuring chamfered edges,  
in a painted solid ash frame.

**AVAILABLE IN A CHOICE OF 15 COLOURS**

Find our colour palette on page 102



For more options and accessories, see  
Let's get personal from page 96.







# SHAKER PAINTED LIGHT BLUE

Shaker door with a painted foil wrapped frame and centre panel in a woodgrain finish.

**AVAILABLE IN A CHOICE OF 15 COLOURS**

Find our colour palette on page 102



For more options and accessories, see  
Let's get personal from page 96.








## SHAKER SAND OAK WOOD

Shaker door with a timber frame and veneered centre panel in a Sand Oak finish.



For more options and accessories, see  
Let's get personal from page 96.







## SHAKER IVORY

Shaker door with an ivory woodgrain effect finish.



For more options and accessories, see  
Let's get personal from page 96.








## SHAKER LISSA OAK WOOD

Shaker door with a solid oak frame and veneered centre panel in a Lissa Oak finish.



## SHAKER LISSA OAK

Shaker door with a Lissa Oak woodgrain effect finish.







## GLOSS WHITE SHAKER

Shaker door with a gloss white finish.



## GLOSS STONE SHAKER

Shaker door with a gloss stone finish.







## IVORY PRELUDE

Shaker door with a matt ivory finish.



For more options and accessories, see  
Let's get personal from page 96.







## SHAKER SAND OAK & SHAKER PAINTED

OXFORD BLUE

Shaker door with a Sand Oak woodgrain effect finish.

**AVAILABLE IN A CHOICE OF 15 COLOURS**

Find our colour palette on page 102



For more options and accessories, see  
Let's get personal from page 96.







## MODA IVORY & CASHMERE

Shaker door with a wrapped,  
smooth painted-effect finish.

For more options and accessories, see  
Let's get personal from page 96.







## MODA WHITE & LIGHT GREY

Shaker door with a wrapped,  
smooth painted-effect finish.



## BUTTERMILK PRELUDE

Shaker door with a matt buttermilk finish.







# TEXTURE

Texture is a truly exciting way to introduce depth and interest to any room, especially the kitchen. It's all about layering, complementing and using similar colours and tones, whilst also playing with the textures to give a timeless and elegant feeling to your design.

From multi-layered high-gloss lacquered doors, and complementing silky satin painted finishes, to colder contemporary stone worktops or a warmer wooden breakfast bar, it's important to think of your kitchen design as a whole, taking into consideration flooring, splashbacks and even the appliances. Using contrasting textures can add great depth and interest to any kitchen, making even the simplest designs striking.



**George Clarke**  
Architect, Writer, Lecturer and TV Presenter.



- TEXTURE TIPS:**
- Texture can be used to create different shades of the same colour – useful when creating a monochromatic scheme.
  - Understand how light will interact with any proposed textures before committing them to the scheme. Make sure you test this at different times of the day with both natural and artificial light.
  - Always consider how texture impacts on your chosen colour scheme.
  - When using textures, remember that how they feel, as well as how they look, is very important.







# KEEPING THINGS SIMPLE

Modern life is complicated enough. That’s why the kitchens in our Modern range are designed to restore a sense of order and harmony in the heart of your home.

Keeping things clean and simple however, doesn’t mean compromising on character. In fact, there are designs within our Modern range that are impossible to ignore; statement kitchens that show, without a shadow of doubt, that less can be more.

Featuring sleek lines, handle-less doors, on-trend colours and contemporary textures and finishes, a Modern Kitchen from English Rose is the ultimate expression of minimalist style.



“A modern kitchen can have just as much character as a traditional one. It’s all about adding those unique, personal touches.”

**George Clarke**  
Architect, Writer, Lecturer  
and TV Presenter.



## THE RANGE – AT A GLANCE

Fusion Gloss White	40
Fusion Gloss Colour Options	42
Fusion Gloss Cashmere	44
Fusion Painted White & Green	46
Zest Gloss Cashmere	48
Zest Gloss White	50
Zest Gloss Ivory	52
Logica Gloss Cashmere	54
Logica Gloss Light Grey	56
Logica Gloss Ivory	58
Logica Gloss Colour Options	60
White Satin	62
Opaco Painted Ivory & Light Blue	64
Contemporary New England Oak	66
Contemporary Sand Oak	68
Contemporary Driftwood	70
Contemporary Arlington Oak	71
Contemporary Pacific Walnut	72
Contemporary Brown Grey Avola	74
Contemporary Lissa Oak	76
Contemporary White Avola	77





## FUSION GLOSS WHITE

J-pull door in a gloss lacquered white finish.



For more options and accessories, see  
Let's get personal from page 96.







▲ Fusion Gloss Anthracite & White



Fusion Gloss Light Grey ▲

# FUSION GLOSS

J-pull door in a gloss lacquered finish.



Fusion Gloss Grey ▲



Fusion Gloss Ivory ▲

MODERN






## FUSION GLOSS CASHMERE

J-pull door in a gloss lacquered cashmere finish.



For more options and accessories, see  
Let's get personal from page 96.







# FUSION PAINTED WHITE & GREEN

J-pull door in a matt painted finish.

AVAILABLE IN A CHOICE OF 15 COLOURS  
Find our colour palette on page 102



For more options and accessories, see  
Let's get personal from page 96.








## ZEST GLOSS CASHMERE

Slab door in a gloss cashmere finish.



For more options and accessories, see  
Let's get personal from page 96.







## ZEST GLOSS WHITE

Slab door in a gloss white finish.



For more options and accessories, see  
Let's get personal from page 96.







## ZEST GLOSS IVORY

Slab door in a gloss ivory finish.



For more options and accessories, see  
Let's get personal from page 96.







## LOGICA GLOSS CASHMERE

Slab door in a gloss cashmere finish.



For more options and accessories, see  
Let's get personal from page 96.







## LOGICA GLOSS LIGHT GREY

Slab door in a gloss light grey finish.



For more options and accessories, see  
Let's get personal from page 96.







# LOGICA GLOSS IVORY

Slab door in a gloss ivory finish.



For more options and accessories, see  
Let's get personal from page 96.







▲ Logica Gloss White



Logica Gloss Stone ▲



Logica Gloss Grey ▲

# LOGICA GLOSS

Slab door in a gloss finish.

MODERN





## WHITE SATIN

Slab door in a matt white finish.



For more options and accessories, see  
Let's get personal from page 96.







## OPACO PAINTED IVORY & LIGHT BLUE

Slab door in a painted matt finish.

**AVAILABLE IN A CHOICE OF 15 COLOURS**

Find our colour palette on page 102



For more options and accessories, see  
Let's get personal from page 96.







## CONTEMPORARY NEW ENGLAND OAK

Slab door in a woodgrain New England Oak finish.



For more options and accessories, see  
Let's get personal from page 96.







# CONTEMPORARY SAND OAK

Slab door in a woodgrain Sand Oak finish.



For more options and accessories, see  
Let's get personal from page 96.







## CONTEMPORARY DRIFTWOOD

Slab door in a woodgrain Driftwood finish.



## CONTEMPORARY ARLINGTON OAK

Slab door in a woodgrain Arlington Oak finish.







## CONTEMPORARY PACIFIC WALNUT

Slab door in a woodgrain  
Pacific Walnut finish.



For more options and accessories, see  
Let's get personal from page 96.







## CONTEMPORARY BROWN GREY AVOLA & OPACO PAINTED IVORY

Slab door in a woodgrain  
Brown Grey Avola finish.



For more options and accessories, see  
Let's get personal from page 96.







## CONTEMPORARY LISSA OAK

Slab door in a woodgrain Lissa Oak finish.



## CONTEMPORARY WHITE AVOLA

Slab door in a woodgrain White Avola finish.







# ACCENTS & PATTERNS

Accents and patterns can be used with colour and texture to lift the character of your scheme, and are an easy way to keep your kitchen looking fresh and on-trend. You don't need more than one accent colour in a scheme as this can dilute the impact – just choose a colour you love, perhaps a burnt orange or olive green.

Accents should be used sparingly to add a burst of colour or texture to an otherwise minimalist and neutral scheme. Using one colour can have a dramatic effect, and is easily achieved by introducing coloured gadgets, artwork or floral displays. You could even feature soft furnishings in vibrant colours, such as cushions or rugs.

Adding a pattern to your scheme doesn't always mean using bright, flamboyant designs – patterns can be introduced, as with accents, in small measures. Less is more and the brighter the colour, the less you need to make an impact. A simple line, or subtle check can often add more than a louder, more detailed pattern.



**George Clarke**  
Architect, Writer, Lecturer and TV Presenter.



## ACCENT & PATTERN TIPS:

- Use accents and patterns to complement rather than dominate the colour scheme.
- Pattern doesn't need to be repetitive, so long as it has a link to the scheme, either through colour or texture.
- Try to introduce accent colours and patterns within items that can be easily changed to reflect new trends and your own personal tastes.







# LET YOUR CHARACTER SHOW

There are so many reasons to fall for one of our Traditional-style Kitchens: the decorative doors, the elegant design features, the palette of naturally beautiful paint shades.

Then there's the finishing touches we offer: the cast iron handles, the Belfast sinks, the corning, pelmets and pilasters, the list goes on.

But the range's appeal isn't just about timeless design and characterful detail. All of the kitchens in our Traditional range are also perfectly equipped for the modern world. Each offering cutting-edge storage solutions to make them as practical as they are beautiful.



“Traditional kitchens have come a long way. There are now more ways than ever to create something timeless yet unique.”

**George Clarke**  
Architect, Writer, Lecturer  
and TV Presenter.



THE RANGE – AT A GLANCE

Stately Shaker Painted Ivory & Oxford Blue	82
Davenport Painted Ivory & Hickory	84
Davenport Platinum White	86
Davenport Buttermilk	87
Grooved Ivory	88
Heritage Painted Cashmere	90
Country Lissa Oak & Painted Hickory	92
Charterhouse	94
In-Frame Ivory	95





## STATELY SHAKER PAINTED

### IVORY & OXFORD BLUE

Shaker style door featuring an inner beading with a painted solid timber frame and veneered centre panel.

#### AVAILABLE IN A CHOICE OF 15 COLOURS

Find our colour palette on page 102



For more options and accessories, see  
Let's get personal from page 96.







## DAVENPORT PAINTED IVORY & HICKORY

In-frame effect door in a smooth painted finish.

AVAILABLE IN A CHOICE OF 14 COLOURS

Find our colour palette on page 102



For more options and accessories, see  
Let's get personal from page 96.







## DAVENPORT PLATINUM WHITE

In-frame effect door in a smooth painted platinum white finish.



## DAVENPORT BUTTERMILK

In-frame effect door in a smooth painted buttermilk finish.







## GROOVED IVORY

Square framed door with a grooved ivory centre panel.



For more options and accessories, see  
Let's get personal from page 96.







## HERITAGE PAINTED CASHMERE

Solid timber painted square framed door  
with a raised centre panel.

**AVAILABLE IN A CHOICE OF 15 COLOURS**

Find our colour palette on page 102



For more options and accessories, see  
Let's get personal from page 96.







## COUNTRY LISSA OAK & PAINTED HICKORY

In-frame door featuring a solid oak frame and oak veneered centre panel, finished in Lissa Oak.

### AVAILABLE IN A CHOICE OF 15 COLOURS

Find our colour palette on page 102



For more options and accessories, see  
Let's get personal from page 96.







## CHARTERHOUSE

Square framed door with a raised centre panel in a buttermilk finish.



## IN-FRAME IVORY

In-frame door featuring a foil wrapped ivory woodgrain finish.

AVAILABLE IN A CHOICE OF 15 COLOURS

Find our colour palette on page 102







# LET’S GET PERSONAL

Over the following pages you’ll discover just how versatile our kitchens really are. There’s dozens of design options to choose from including ingenious storage solutions, stunning design features and all the finer details such as handles, lighting, sinks and taps.

Do you want a natural or painted finish? Straight or curved worktops? Handles or handle-less doors? These are the things that will make your English Rose Kitchen unique and perfectly suited to your particular needs and tastes.



“This is your opportunity to transform your choice into something that reflects your personality and your individual tastes.”

**George Clarke**  
Architect, Writer, Lecturer  
and TV Presenter.



OPTIONS & ACCESSORIES – AT A GLANCE

Door Collection	98
Colour Palette	102
Visualise your English Rose Kitchen	105
Handle Options	106
Handle-Less Kitchens	108
Cabinet Specification	110
Making the Space Work for You	112
Utilising Your Space	116
Grass Nova Pro Drawer Systems	118
Storage Solutions	120
A Place for Everything	122
Lighting & Shelving	124
Sinks & Taps	126
Worktops	128
The Right Way to Buy a Kitchen	130
More Than Just a Kitchen	132
Index and FAQs	134
Proudly Made In Britain	135





# DOOR COLLECTION

The door style can define the whole look and feel of your new kitchen. That's why we've created a door range to suit every kind of home and every kind of taste.



## TRADITIONAL DOORS



Charterhouse  
(Find on page 94)



Grooved Ivory  
(Find on page 88)



Davenport Buttermilk  
(Find on page 87)



Davenport Platinum White  
(Find on page 86)



Davenport Painted  
- available in 14 colours  
(Find on page 84)



In-Frame Ivory  
(Find on page 95)



In-Frame Painted  
- available in 15 colours  
(Find on page 95)



Heritage Painted  
- available in 15 colours  
(Find on page 90)



Stately Shaker Painted  
- available in 15 colours  
(Find on page 82)



Country Lissa Oak  
(Find on page 92)



Country Painted Ivory



Country Painted - available in 15 colours  
(Find on pages 92)

## SHAKER DOORS



Shaker Ivory  
(Find on page 22)



Shaker Lissa Oak  
(Find on page 25)



Shaker Sand Oak  
(Find on page 31)



Moda Ivory  
(Find on page 32)




Moda Cashmere  
(Find on page 32)




Moda White  
(Find on page 34)



Moda Light Grey  
(Find on page 34)



Buttermilk Prelude  
(Find on page 35)



Ivory Prelude  
(Find on page 28)




Shaker Painted  
- available in 15 colours  
(Find on page 18)




Gloss Stone Shaker  
(Find on page 27)



Gloss White Shaker  
(Find on page 26)



Classic Painted  
- available in 15 colours  
(Find on page 15)



Concept Painted  
(Find on page 12)



Shaker Lissa Oak Wood  
(Find on page 24)




Shaker Sand Oak Wood  
(Find on page 20)



Richmond Painted Ivory  
(Find on page 16)



Richmond Painted  
- available in 15 colours  
(Find on page 16)



Shaker Wood Painted  
- available in 15 colours  
(Find on page 10)





MODERN DOORS

						
Zest Gloss Ivory (Find on page 52)	Zest Gloss White (Find on page 51)	Zest Gloss Cashmere (Find on page 49)	Contemporary Lissa Oak (Find on page 76)	Contemporary Driftwood (Find on page 70)	Contemporary White Avola (Find on page 77)	Contemporary Brown Grey Avola (Find on page 74)
						
Contemporary Arlington Oak (Find on page 71)	Contemporary Pacific Walnut (Find on page 72)	Contemporary Sand Oak (Find on page 68)	Contemporary New England Oak (Find on page 66)	White Satin (Find on page 62)	Logica Gloss Stone (Find on page 61)	Logica Gloss Ivory (Find on page 58)
						
Logica Gloss White (Find on page 60)	Logica Gloss Grey (Find on page 61)	Logica Gloss Cashmere (Find on page 54)	Logica Gloss Light Grey (Find on page 56)	Opaco Painted - available in 15 colours (Find on page 65)	Fusion Gloss White (Find on page 40)	Fusion Gloss Ivory (Find on page 43)
						
Fusion Gloss Grey (Find on page 43)	Fusion Gloss Cashmere (Find on page 44)	Fusion Gloss Light Grey (Find on page 43)	Fusion Gloss Anthracite (Find on page 42)	Fusion Painted - available in 15 colours (Find on pages 46)		







# COLOUR PALETTE

To let you express your own unique style, a selection of English Rose Kitchens is available in a range of 15 stunning, on-trend colours.



























### RECOMMENDED CABINET COLOURS

English Rose painted kitchens can be supplied in all 11 cabinet colours.

If your design includes curved corner base and wall units, please ensure you only specify Lissa Oak, Sand Oak, Platinum White or Matt Ivory.

Open units are also available in a choice of 15 painted colours.

				
Ivory	Light Blue	Green	Cashmere	White
				
Sage Grey	Oyster	Light Grey	Steel Blue	Hickory
				
Aubergine	Anthracite	Limestone	Oxford Blue	Sandstone

					
Opaco	Shaker	Classic	Fusion	Davenport	In-Frame
					
Richmond	Shaker Wood	Heritage Stately	Stately Shaker	Country	Concept Painted

The colours shown in this brochure are as accurate as the printing process allows and therefore we strongly recommend that you contact your English Rose retailer to view a display or door sample before placing your order.





# MAKE IT YOURS

Customise your kitchen with our huge range of colour options and door styles.



MODA WHITE



SHAKER WOOD IVORY



HERITAGE PAINTED OYSTER



STATELY SHAKER PAINTED SANDSTONE



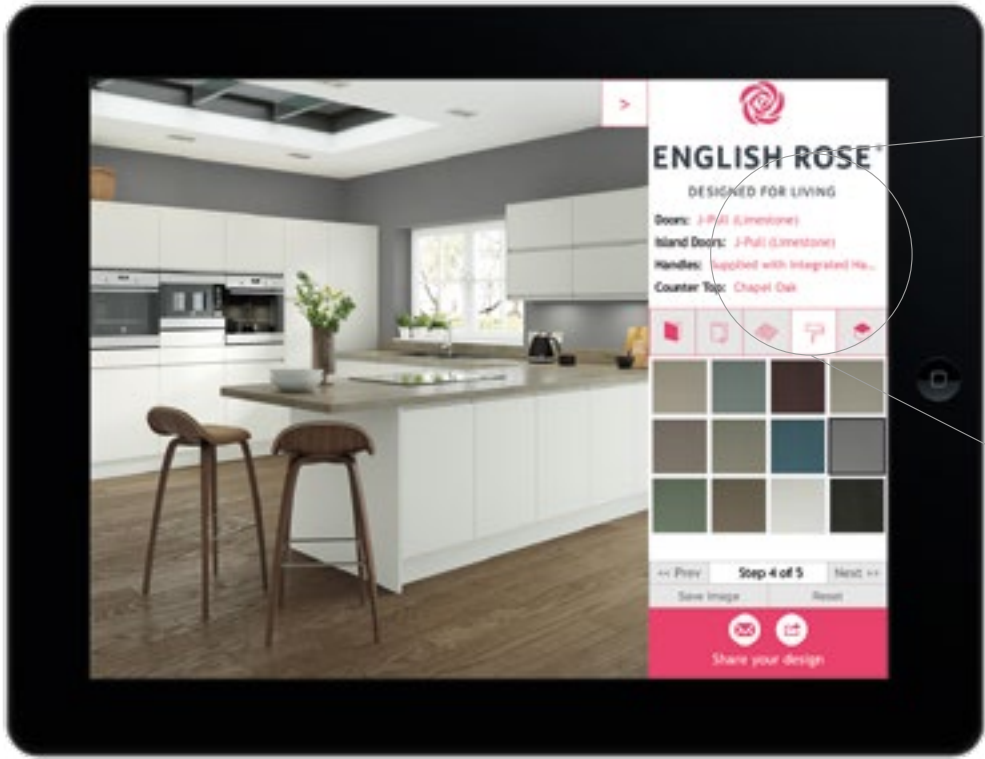
OPACO PAINTED LIGHT GREY



FUSION PAINTED AUBERGINE



DAVENPORT PAINTED STEEL BLUE



## VISUALISE YOUR ENGLISH ROSE KITCHEN

You can now create your perfect kitchen using the English Rose kitchen visualiser tool. Available online at **ervisualiser.co.uk**, or as an iPad app, our handy tool allows you to select from a range of painted door styles, worktops, flooring and wall colours. It's the perfect way to plan your new kitchen.

To download the app, please visit the Apple App Store and search for **English Rose configurator**.

Once you've finished, simply save your creation, email to yourself or a friend, or share on Facebook, Pinterest or Twitter.

Why not plan your new kitchen today and visit your local English Rose retailer to discuss your requirements?








































# HANDLE OPTIONS

We offer an extensive range of distinctive handle styles to let you personalise your English Rose Kitchen and make it your own.

Please note, not all handle suites are suitable for each kitchen. Most are supplied at no extra charge, however, a small number do carry a surcharge and your English Rose retailer will be happy to advise you on suitability and costs. A handle suite may comprise up to three handles which are fitted to drawers, doors and spice boxes where applicable.

## MODERN HANDLES

			
Suite 604 †	Suite 609	Suite 611 †	Suite 617 †
			
Suite 619	Suite 620	Suite 623	Suite 625
			
Suite 632 †	Suite 634 †	Suite 638 †	Suite 640
			
Suite 665 †	Suite 669	Suite 673	Suite 674 †
			
Suite 678 †	Suite 683	Suite 684	Suite 686
			
Suite 687	Suite 689	Suite 653	
			
Suite 715	Suite 717	Suite 719	Suite 711
			
Suite 737	Suite 738	Suite 739	Suite 713
			
			Suite 721
			
			Suite 733

## TRADITIONAL HANDLES

				
Suite 600	Suite 602	Suite 603	Suite 607	Suite 629
				
Suite 630	Suite 631	Suite 648	Suite 651	Suite 652
				
Suite 655	Suite 657 †	Suite 660 †	Suite 663	Suite 664
				
Suite 667	Suite 668	Suite 677	Suite 682	Suite 685
				
Suite 692	Suite 693	Suite 694	Suite 723	Suite 725
				
Suite 727	Suite 729	Suite 731	Suite 735	

† Handles can be fitted either vertical or horizontal.





# HANDLE-LESS KITCHENS

If you're looking for a minimalist kitchen, perhaps a kitchen that doesn't feature handles as these can detract from clean lines and a sleek design, then English Rose has two ways to achieve this – Contact and Fusion.

## ENGLISH ROSE CONTACT KITCHENS

The principle of Contact is that wherever possible, doors and flaps are opened simply by touch which will activate the opening mechanism. (Please note that certain appliance doors, pull-out units, magic corner units, etc. are not available with this touch open system).

In the same way, Contact drawers and pan drawers are opened by simply pressing on the drawer to activate the spring-open runners. (Please note that certain drawers used on pull-out units are not available with spring-open drawer runners. Internal drawers are not available with spring-open runners).

English Rose Contact is available on all Contemporary, Zest, Opaco and Logica doors and is also available in White Satin.



## ENGLISH ROSE FUSION KITCHENS

Fusion kitchens are the alternative way to design an English Rose Kitchen without a handle. This style features an integrated J-Pull style handle grip (called J-Pull due to its shape).

The integrated grip of Fusion has been specifically developed to be deeper than other versions, providing more grip and ensuring that opening dishwasher and larder doors is easier.

Fusion kitchens are available in six gloss finishes (White, Ivory, Grey, Light Grey, Cashmere and Anthracite) as well as 15 matt painted colours.


















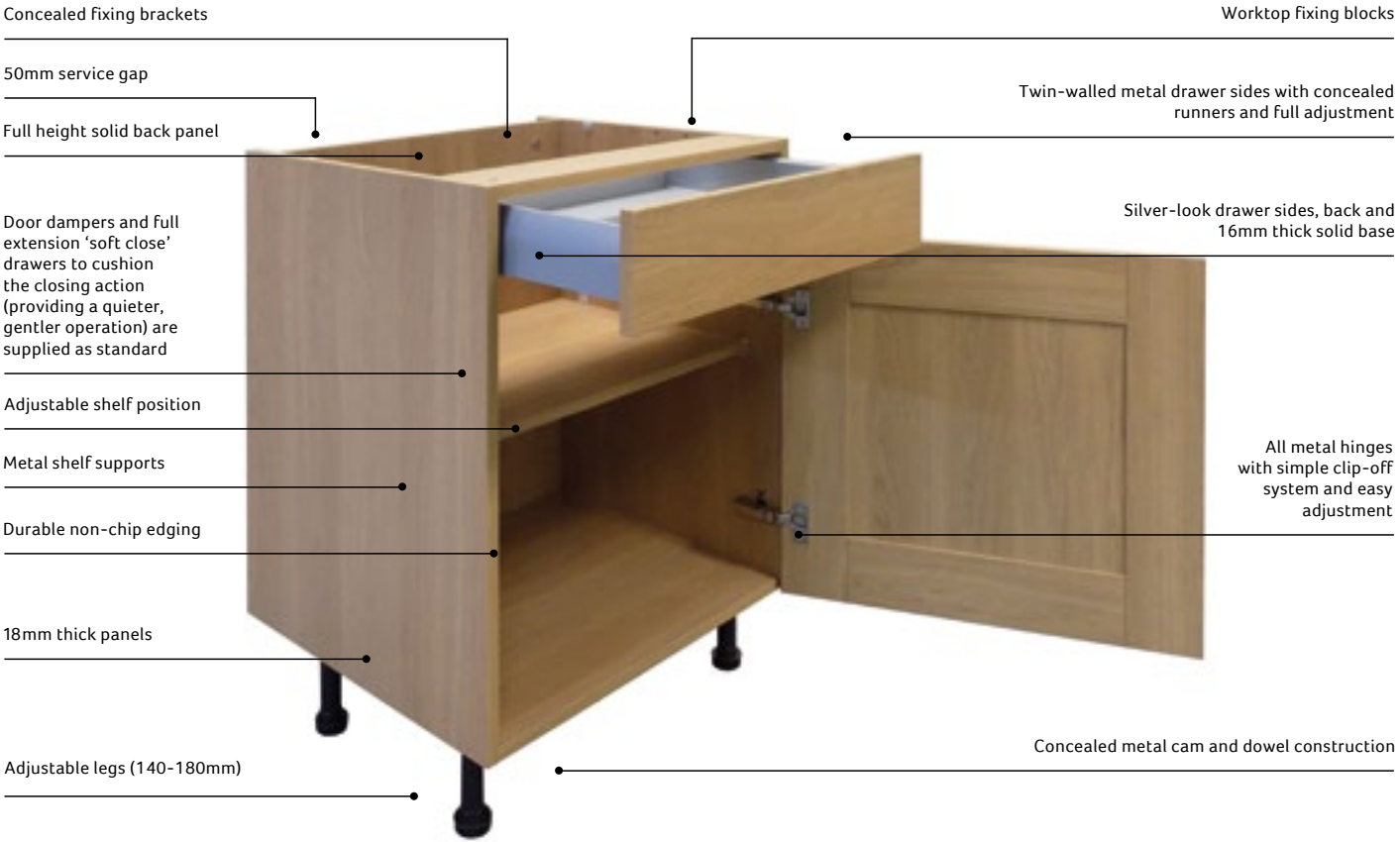
# CABINET SPECIFICATION

Our cabinets are made from 18mm thick chipboard panels incorporating solid backs. You can choose from 11 colour co-ordinating finishes that feature on both interior and exterior surfaces. A full range of matching plinths, panels and pilasters are also available that will add to the overall co-ordinated look.

			
Platinum White	Gloss Ivory	Buttermilk	Gloss White
			
Lissa Oak	Gloss Stone	Matt Ivory	Aluminium
			
Sand Oak	Cashmere Matt	Cashmere Gloss	

## GRASS TIAMOS SOFT CLOSE HINGE

English Rose units are supplied with GRASS Tiamos hinges with an integrated soft close action. These hinges require less opening force and the dampening action is not affected by changes in temperature.







# MAKE THE SPACE WORK FOR YOU

By adding some of the many innovative design features and storage options we offer, you can enhance the style and functionality of your English Rose Kitchen and create a personalised space that's perfect for your needs.

## MAKING THE MOST OF YOUR CORNER

As an alternative to a normal corner base and wall unit combination, you can choose from a range of corner larder units. These maximise the available storage space in what can be a tricky area of the kitchen. They can either be supplied with shelves, or with four Kessebohmer LeMans storage systems.



## LARDER UNITS WITH OAK DRAWERS

To complement your English Rose Kitchen, we have a great range of larder and pantry unit options, complete with beautifully crafted oak drawers. They're available in a variety of heights and styles.



## OPEN SHELVING

As an alternative to placing the sink under a window, or using a bridging unit, why not consider using open shelving? The solution shown here uses planked buttermilk panelling and shelving to create a traditional, country kitchen look.



## SEATING AREA

If you want to add a little more versatility to your kitchen, a casual seating area can be a great idea. What's more, it can also provide some very useful additional storage space.



## ILLUMINATED SHELVING

Both stylish and practical, illuminated shelving can be one of those finishing touches that really sets off your kitchen design. It's available as either a straight shelf in 600mm and 900mm widths, or as a corner shelf.





**CLEVER USE OF A SMALL SPACE**

Even in smaller kitchens, where space is at a premium, a breakfast bar could still be incorporated into the design. It not only provides useful, additional worktop space, but also a casual area to enjoy the most important meal of the day.

**PLATE & WINE STORAGE**

We have a selection of plate and wine racks available to perfectly complement our range of painted kitchens. Available in 500mm and 800mm widths, these units have the capacity to store 10-32 plates and 8-28 bottles of wine.

**ISLAND UNIT**

An island unit adds extra surface space and character to your kitchen. You'll find a wide range of units available in the English Rose collection, some incorporating traditional features such as decorative pilasters and other more modern designs utilising different heights.



**CHUNKY PILASTER**

Adding decorative features like pilasters can work beautifully with an English Rose Kitchen, particularly with the more traditional styles. There are a variety of designs to choose from, allowing you complete control over the look, feel and personality of your kitchen.



**TRAY UNIT**

Our optional tray unit is a handy and attractive accessory that houses two removable oak trays. It's available for all our Country framed kitchens.



**WICKER BASKETS**

More suited to traditional kitchen designs, these wicker basket base units are ideal if you're looking for larger-style storage.



**CURVED CORNER UNIT**

A stylish alternative to the more standard L-shape corner base unit, the curved version, with its sweeping lines, can suit both modern or traditional-style kitchens. They partner perfectly with our range of curved laminate worktops and are available in a selection of kitchens:

Opaco, Richmond, Fusion, Classic, Heritage, Shaker Wood Painted, Shaker Lissa Oak Wood, Logica and White Satin.

\*Please note that the curved unit used for Fusion ranges is supplied with two doors.





## UTILISING YOUR SPACE

An English Rose utility room is the perfect extension to our range of beautiful and functional kitchens. It can be co-ordinated to blend seamlessly with your chosen kitchen style or designed to have an identity all of its own.

Having an English Rose utility room means you can hide your appliances behind cabinet doors, creating an uncluttered, harmonious feel. Combined with open shelving, the result can be a tidy yet very functional space.

With our tall larder and corner larder units you can create plenty of useful additional space for storing large items such as ironing boards, laundry baskets and vacuum cleaners.

Whatever shape the design takes, you can expect the same commitment to quality in your English Rose utility room as you'll find in all of our kitchens.







# GRASS® NOVA PRO THE COMPLETE DRAWER SYSTEM WITH **PRECISION AND INDIVIDUALITY**

A quality kitchen needs to have quality built in and English Rose Kitchens include Nova Pro drawers from GRASS – one of the world’s leading suppliers of quality drawer boxes.

A choice of drawer systems are available – Nova Pro (supplied as standard) or luxury oak drawers (available as an upgrade) – designed to provide functional storage solutions, combined with a smooth, soft-closing action.



Easy to clean



Easy to remove

## GRASS NOVA PRO ALUMINIUM DRAWER FEATURES

- GRASS drawers feature fully synchronised drawer runners to provide an ultra-smooth action whilst at the same time requiring a very low opening force.
- Drawers feature a smooth and silent soft close action with progressing dampening.
- Full extension drawer runners to provide a load bearing capacity of 40kg per drawer (more than conventional systems).
- Twin-wall, metal sided drawer box with straight internal sides to provide more storage space and better compatibility with accessories.
- Solid 16mm base to provide extra rigidity and reliability.
- Easy cleaning and maintenance with tool-free removal of the drawer and drawer front. No tools, no hassle.



## LUXURY OAK DRAWER BOXES

For that added luxury, you can also choose solid oak drawer boxes and pan drawers, constructed using traditional dovetail joints. These drawers use GRASS soft close runners, ensuring a smooth and silent close, and are an ideal accompaniment to any English Rose Kitchen, and are especially suited to painted ranges.



GRASS Nova Pro aluminium (with curved side profile).  
Supplied as standard.



Luxury Oak Drawer (with dovetail joints).  
Available as an upgrade option





EVERYTHING IN  
ITS PERFECT PLACE.  
EVERYTHING  
WITHIN REACH.  
**EASY TO USE  
AND ENJOY.**

English Rose storage solutions provide stylish, practical and functional solutions, meaning better organised and easier access to storage space.

In addition to brilliant functionality, English Rose storage solutions include exclusive design and a high quality finish. Internal cabinet space is used more efficiently than conventional systems, helping you get the most out of your kitchen.



2



4



5



6



7



1



Experience the design every time you reach for a pot or pan with the LeMans Corner Storage system, awarded the Red Dot Design for outstanding design achievements.



reddot design award



3

**FEATURES AND BENEFITS:**

- 'Softstop' soft open and close action supplied on all pull-out storage.
- Wire shelves or solid base shelves available.
- Greater load bearing capacity than conventional systems.
- Square edges on larder pull-outs provide greater area of usable space.
- Ideal for storing large amounts of dry food items or large pans and cookware.

- 1. LeMans Corner Storage
- 2. Convoy Premio Pull-Out Larder Storage
- 3. Tandem Solo Pull-Out Larder Storage
- 4. Pull-Out Larder Storage with wire or solid bottom bases
- 5. Tandem Pull-Out Larder Storage
- 6. Carousel Storage
- 7. Breakfront Pull-Out Storage

Please consult with your retailer for the full range of storage options available.





## A PLACE FOR **EVERYTHING**

English Rose Kitchens are as practical as they are beautiful and a range of functional accessories are available, especially designed to allow you to customise your kitchen to your exact needs.



### CUTLERY TRAYS

A wide range of cutlery trays and utensil dividers are available in either a silver effect or luxurious solid oak. Combinations of trays and dividers are used depending on the width of the drawer and your English Rose retailer will be able to advise you on the possible combinations.

### PAN DRAWER ACCESSORIES

Plates and crockery can be held securely in place with oak inserts. Removable storage boxes in oak can also be an effective way of storing kitchen sundries.




### LINERO MOSAIQ MIDWAY SYSTEM

This stylish and functional midway rail system is supplied in one handy pack and features two 600mm rails, shelf, pot (with quiver), two utensil hooks and kitchen roll holder ensuring useful items are always to hand.



### RECYCLING WASTE BINS

To assist you with being environmentally friendly, we have a selection of recycling bins available, allowing you to easily and safely separate and dispose of unwanted kitchen waste.



Swing-out combi waste bin



Swing-out rectangular waste bin



Pull-out combi waste bin



Swing-out cylinder waste bin



Pull-out removable bins

### PRACTICAL SOLUTIONS

Storage should be both stylish and practical. Traditional wicker baskets not only look good, they are a great place to keep fruit and vegetables. Look inside our units and you'll find we really have thought of everything.

Here are a few hidden secrets but visit your English Rose retailer to see more clever ideas that will make your kitchen function beautifully.



Wicker storage baskets



Base unit with drip tray protector



Pop-up socket with 2 USB charge points





# LIGHTING & SHELVING

Modern lighting is an important feature within the design of your kitchen. Our extensive range offers a wide variety including the very latest styles and lighting options.



Glass shelf and bracket  
Code: SHELFBR



Square shelf bracket  
Code: SHELFBRSQ



Diffused corner shelf  
Code: LTSHELFCRN



2 LED strip lights for edge lit shelves  
Code: LTSHLED2



Flexible LED strip lighting  
Code: LTFLEXLED/2



Diffused floating shelf  
Code: LTSHELF 60 & 90



Reflective glazed unit (day)



Reflective glazed unit (night)



Sirius 2 light LED under unit light  
Code: LTSIRIUS2



Light strip for drawer  
Code: LTUNT 600 & 900




Box lit shelves  
Code: LTBOX 60 & 90




Polaris surface/recessed round LED light  
Code: LTRNDPOL2



Halo light  
Code: LTHAL 2 & 3




Halo triangular light  
Code: LTHALTRI 2 & 3



Polaris Tri-light  
Code: LTTRIPOL2




Plinth light  
Code: LTMONZA4



Diffused 60 point LED Tri-light  
Code: LTTRI60



Diffused 60 point round LED light  
Code: LTRND60



Sirius diffused LED Tri-light  
Code: LTSIRTRI 2 & 3



Grace high output LED over/under cupboard light  
Code: LTGRACE 2 & 3



Sirius 35mm square plinth/cabinet light  
Code: LTPL35SQ 1 & 3



Sirius 32mm round plinth/cabinet light  
Code: LTPLRND4



Arrezzo high output LED surface/under cupboard light  
Code: LTAREZ 2 & 3



Infra-red sensor  
Code: LTCABSW



Touch switch  
Code: LTSENSE



100mm square flat panel LED light  
Code: LTSQ100



LED diffused strip light  
Code: LTLED 222 & 343

Inside wall units or flap units with no ventilation, under cupboard lights should be used instead of low voltage downlights.



The 4 zone remote control system allows the user to control four different lighting circuits from one remote control without the need to physically wire them together. It allows you to switch up to four different areas on, off or dim at the same time, or individually.

The innovative WiFi module allows wireless control or multiple LED lights in the palm of your hand. The hub is compatible with any 12Vdc LED lights so you can control your cabinet lights, plinth lights or strip lighting using your iOS 5.0 or later smart phone or tablet, by downloading the app, which is free via the Apple Store or Android Google Play.





# SINKS & TAPS

The English Rose range of sinks and taps has been developed to provide a comprehensive and stylish offer.

Our range of stainless steel sinks are made from 18/10 grade stainless steel - the highest grade available - ensuring your sink is highly resistant to staining, rusting and corrosion. Along with our range of high quality stainless steel sinks and taps, we also supply Schock CRISTALITE granite sinks, available with matching taps.

Schock CRISTALITE sinks are easy to clean, safe for use with food and are finished with Schock Antibac. This special hygiene protection uses natural silver ions to reduce bacterial growth by up to 95% and makes working in the kitchen cleaner and safer.



SCHOCK TRITON  
Moonstone  
(1.0 bar pressure)



SCHOCK TRITON  
Black  
(1.0 bar pressure)



SCHOCK TRITON  
White  
(1.0 bar pressure)



SCHOCK TRITON Matt  
Black  
(1.0 bar pressure)



SCHOCK TRITON  
Grey  
(1.0 bar pressure)



SCHOCK NEPTUNE 1.0 Bowl  
(Black reversible)



SCHOCK NEPTUNE 1.5 Bowl  
(Black reversible)



SCHOCK NEPTUNE 1.0 Bowl  
(Moonstone reversible)




SCHOCK NEPTUNE 1.5 Bowl  
(Moonstone reversible)



SCHOCK NEPTUNE 1.0 Bowl  
(White reversible)




SCHOCK NEPTUNE 1.5 Bowl  
(White reversible)




SCHOCK NEPTUNE 1.0 Bowl  
(Matt Black reversible)



SCHOCK NEPTUNE 1.5 Bowl  
(Matt Black reversible)



SCHOCK NEPTUNE 1.0 Bowl  
(Grey reversible)



SCHOCK NEPTUNE 1.5 Bowl  
(Grey reversible)



LIBRA 1.0 Bowl Small



LIBRA 1.5 Bowl



LIBRA 1.0 Bowl Large



MERCURY 1.0 Bowl



MERCURY Drainer



SATURN 1.0 Bowl  
Undermount



SATURN 1.5 Bowl  
Undermount



JUPITER 1.0 Bowl



JUPITER 1.5 Bowl



PLUTO 1.0 Bowl  
(reversible)



PLUTO 1.5 Bowl  
(reversible)



EUROPA 1.0 Bowl Compact



EUROPA 1.0 Inset Bowl



EUROPA 1.5 Inset Bowl



TITAN 1.0 Inset Bowl



TITAN 1.0 Inset Bowl Compact



TITAN 1.5 Inset Bowl



BELFAST 1.0 Bowl Sink (White)



SUDBURY 2.0 Bowl Sink (White)



PORTLAND 1.0 Bowl



PORTLAND 1.5 Bowl



CHARON Chrome



LEDA Chrome



ELARA Chrome



OBERON Chrome



VESTA Chrome



COX (0.5 Bar Pressure) Chrome



DAX FLAT (0.5 Bar Pressure)  
Chrome



DAX SQUARE (0.5 Bar Pressure)  
Chrome



AUKLAND (0.3 Bar Pressure)  
Chrome



LIBERTY (0.1 Bar Pressure)  
Chrome



SWAN\* (0.3 Bar Pressure)  
Chrome



COX CRUCIFORM\*\*  
(0.3 Bar Pressure) Chrome



VERONA\* (0.3 Bar Pressure)  
Chrome & Brushed Steel



COX SIDE LEVER\*\*  
(0.5 Bar Pressure) Chrome



SWAN BRIDGE † (0.3 Bar Pressure,  
to fit worktop must be recessed  
on underside) Chrome



FLEXIO † (0.5 Bar Pressure) Chrome



FLEXI SEMI-PROFESSIONAL †  
(0.8 Bar Pressure) Chrome



CRETA PULL-OUT  
(0.8 Bar Pressure) Chrome



CRETA (0.5 Bar Pressure)  
Chrome



CRETA LONG (0.5 Bar Pressure)  
Chrome



COX FOUNTAIN TOWER †  
(0.5 Bar Pressure) Chrome



OVO (0.5 Bar Pressure) Chrome



STERLING (0.3 Bar Pressure)  
Chrome



ARENA PULL DOWN  
(0.8 Bar Pressure) Chrome



LINEAR TWIN LEVER  
(0.8 Bar Pressure) Chrome



U NECK SINGLE LEVER (0.8 Bar  
Pressure) Chrome

† Ideal for mounting on a solid surface such as wood or granite.  
\* No diffuser supplied.  
\*\* Requires a minimum 5 metre head or pressured system.







# DUROPAL QUADRA WORKTOPS

So, you've chosen your English Rose Kitchen, now you need to select the right worktop to finish your design. To help you, we've chosen a comprehensive range of colours to complement the English Rose range from the Duropal Quadra Worktop collection.

Duropal are a leading supplier of quality laminate worktops throughout Europe, and the Quadra range of worktops is an ideal alternative to solid surface, granite or timber worktops. The Quadra profile is designed to provide the appearance of solid surface worktops and the unique 'seal groove' ensures a lifetime of protection against moisture and steam.

 These high quality, fashionable and durable worktops are resistant to: sunlight, scratching, abrasion, stains (such as coffee, tea, red wine, ink), fruit juice spills, steam and cigarette burns, and have achieved the FIRA Gold Award for product excellence.

To view displays of Duropal worktops, please visit your local English Rose retailer.



Unique 'seal groove'



## CURVED WORKTOPS

A range of Duropal worktops have been designed specifically to suit our curved base end and curved corner units perfectly. These worktops have a totally flat-faced profile and are a practical and cost-effective solution to solid surfaces and granite worktops. Curved worktops are available in both 40mm and 22mm thicknesses in all the colours.



### GABLE ENDS




























Available in all colours, in 40mm and 22mm thicknesses (where available), gable ends are an ideal way to create a peninsular island unit effect, or can be used as a stylish way to end a run of base units.



### LAMINATED BACKBOARDS & UPSTANDS

Available in all colours, splashbacks and upstands are an ideal alternative to tiling, protecting walls from splashes behind hobs and sinks.

## WORKTOP COLOURS

					
Black Brazil	Cosmic Granite	Woodmix Block	Slate	Glacial Storm	Taurus Sand
					
White	Oak Block	Harvard Oak	Astral Quartz	Clay Sangha Wenge	Jura Marble
					
Block Walnut	Antique Messina	Natural Wenge	Dark Mountain Oak	Tivoli	Platon
					
Chapel Oak	Grey Ottawa	Ipanema White	Ipanema Grey	Marmor Bianco	Travertine Stone
					
Ponderosa Pine	Rabac	Sonoma Oak			

All colours available in 40mm Quadra profile.  
All colours available in 40mm & 22mm Curved/Straight-edged profile.

Please note: High gloss laminates, whilst equally hardwearing may show scratches.

To order a FREE sample colour swatch, delivered direct to your home, please call **01625 660411**.





# THE RIGHT WAY TO BUY A KITCHEN

The modern-day British kitchen is by far the busiest and most regularly used room in the home. With so many functions performed in it every day, proper planning and great design is essential.

The kind of space you have available, and how your family move around it will play a huge part in the overall design of your kitchen. You want it to look beautiful, but also work beautifully, to complement your way of living.

So take your time to browse the full range of English Rose Kitchens in this brochure, then follow these five simple steps to help you make the right choices.



“You know better than anyone how you and your family will use your kitchen space. So try to put together a rough plan before you talk to your kitchen designer.”

**George Clarke**  
Architect, Writer, Lecturer  
and TV Presenter.



## STEP 1: IT'S ALL IN THE PLANNING

Getting a kitchen that's perfect for you and your family's needs takes time and plenty of planning, so don't try to rush this stage. Before you talk to any experts, give yourself time to sit down and think about how you would like to use the space

Ask yourself: what would be my ideal layout? Who's going to use it? How much storage do I need? What appliances do I want? What colours and textures do I like? Do I want an island unit and can the space take it?

Measure the dimensions, including where the doors, windows and services are located and make a list of exactly what you want and need.



## STEP 2: ADD SOME EXPERTISE

Once you have the measurements and a rough outline of what you want, it's time to visit your local English Rose retailer to chat through your ideas with a designer.

They'll have the experience and design expertise to advise you on what will work and what won't, and will be able to turn your initial thoughts into something that not only reflects your personality, but supports and enhances your individual lifestyle.



## STEP 3: DECIDE ON THE DOORS

Nothing defines a kitchen more than the doors. Depending on the design, you can create something elegant, rustic, eye-catching, minimalist or luxurious.

An English Rose Kitchen has dozens of Traditional, Shaker and Modern styles available, in a range of gloss, wood effect, timber and painted finishes. All of which can be customised with an extensive range of handles. Or you can choose to go handle-less if you want a truly modern look.



## STEP 4: LET'S TALK STORAGE

You should have already thought carefully about your storage. Not just what you need now, but also in the future. By using your available space efficiently, it's surprising just how much extra storage you can create.

English Rose units are available with all kinds of ingenious storage solutions such as the designer 'LeMans' corner unit, pull-out larders and internal drawers.

You'll find the full range of functional accessories, including lighting and shelving, from page 106.



## STEP 5: WORK OUT YOUR WORKTOPS

Choosing a worktop is an important part of the design process and can change the whole look and feel of your kitchen. So it has to be right.

That's why English Rose offer a huge range of durable laminate worktops from Duropal, one of the UK's leading suppliers. They're available in a wide choice of colours and styles, and in 40mm and 22mm thicknesses.

There's also a unique range of curved worktops, designed specifically to suit our collection of curved base units.





## MORE THAN JUST A KITCHEN

### THE ENGLISH ROSE 10-YEAR GUARANTEE

All English Rose Kitchens come with a 10-year guarantee to give you complete peace of mind when purchasing. It guarantees that for a period of 10 years from the date of purchase, your kitchen cabinets and fascias manufactured by Omega PLC are free from defects in material and workmanship.

Please ask your English Rose retailer for more details.

### THE ENGLISH ROSE DEPOSIT GUARANTEE SCHEME

English Rose Kitchens' Deposit Guarantee Scheme offers you peace of mind and certainty when you purchase an English Rose Kitchen from any of our approved English Rose Kitchens retailers.

Should the retailer cease to trade before we've delivered your kitchen, we guarantee to supply your English Rose Kitchen furniture at the current manufacturer's recommended retail price, less the deposit paid, provided that the amount paid to the retailer does not exceed 50% of the manufacturer's recommended retail price.

### ONLINE INSPIRATION

If you're looking for even more inspiration, look no further than the English Rose website [erkitchens.co.uk](http://erkitchens.co.uk). Here you'll find a great range of features to help you find and plan out the perfect kitchen for you.

As well as being able to browse the catalogue and an image gallery of every individual kitchen and accessory, our blog and inspiration pages are full of helpful, expert advice to help you make decisions that will work for your space.

You'll find an easy-to-use kitchen visualiser too, which allows you to try different combinations of painted kitchens along with a selection of handles, worktops, flooring and wall colours.

### DESIGNED FOR YOU AND YOUR WORLD

Here at English Rose, it's not just the kitchen environment we care about. We're also committed to making our planet a cleaner, more beautiful place too. So naturally, sustainability is something that's very important to us. From the wood we use and the energy we consume, to our transport and logistics, we take great care to ensure we're being environmentally responsible at all times.

We also like to make products that last. We believe that this is just as important for protecting the world's limited resources. To that end, English Rose Kitchens have been awarded FSC® Chain of Custody Certification, giving you the peace of mind that the materials used to make your kitchen have been sourced from responsibly managed forests.



We hope you enjoy this English Rose brochure. When you've finished with it please pass it on to a friend or recycle it. Thank you.





<b>BUTTERMILK PRELUDE</b>	35
<b>CHARTERHOUSE</b>	94
<b>CLASSIC PAINTED IVORY &amp; CASHMERE</b>	14
<b>CONCEPT PAINTED IVORY &amp; CASHMERE</b>	12
<b>CONTEMPORARY</b>	
Contemporary Arlington Oak	71
Contemporary Brown Grey Avola & Opaco Painted Ivory	74
Contemporary Driftwood	70
Contemporary Lissa Oak	76
Contemporary New England Oak	66
Contemporary Pacific Walnut	72
Contemporary Sand Oak	68
Contemporary White Avola	77
<b>COUNTRY</b>	
Country Lissa Oak & Painted Hickory	92
<b>DAVENPORT</b>	
Davenport Buttermilk	87
Davenport Painted Ivory & Hickory	84
Davenport Platinum White	86
<b>FUSION</b>	
Fusion Gloss White	40
Fusion Gloss Cashmere	44
Fusion Gloss Colour Options	42
Fusion Painted White & Green	46
<b>GLOSS SHAKER</b>	
Gloss Stone Shaker	27
Gloss White Shaker	26
<b>GROOVED IVORY</b>	88
<b>HERITAGE PAINTED CASHMERE</b>	90
<b>IN-FRAME IVORY</b>	95
<b>IVORY PRELUDE</b>	28
<b>LOGICA</b>	
Logica Gloss Cashmere	54
Logica Gloss Ivory	58
Logica Gloss Light Grey	56
Logica Gloss Colour Options	60
<b>MODA</b>	
Moda Ivory & Cashmere	32
Moda White & Light Grey	34
<b>OPACO PAINTED IVORY &amp; LIGHT BLUE</b>	64
<b>RICHMOND PAINTED IVORY &amp; CASHMERE SHAKER</b>	16
Shaker Ivory	22
Shaker Lissa Oak	25
Shaker Lissa Oak Wood	24
Shaker Painted Light Blue	19
Shaker Sand Oak & Shaker Painted Oxford Blue	30
Shaker Sand Oak Wood	20
Shaker Wood Painted Limestone & Anthracite	10
<b>STATELY SHAKER PAINTED IVORY &amp; OXFORD BLUE</b>	82
<b>WHITE SATIN</b>	62
<b>ZEST</b>	
Zest Gloss Cashmere	48
Zest Gloss Ivory	52
Zest Gloss White	50
<b>OPTIONS &amp; ACCESSORIES</b>	
A Place for Everything	122
Cabinet Specification	110
Colour Palette	102
Door Collection	98
Grass Nova Pro Drawer System	118
Handle Options	106
Handle-less Kitchens	108
Index & FAQs	134
Lighting & Shelving	124
Making the Space Work for You	112
More Than Just a Kitchen	132
Proudly Made in Britain	135
Sinks & Taps	126
Storage Solutions	120
The Right Way to Buy a Kitchen	130
Utilising Your Space	116
Visualise your English Rose Kitchen	105
Worktops	128

# FREQUENTLY ASKED QUESTIONS

We understand you’ll have potential questions which is why we’ve covered the ones that are asked most. However, if you have a question that isn’t covered here, please contact your approved English Rose retailer who will be able to answer your queries.

## Where can I see displays of English Rose Kitchens?

Your local English Rose retailer will have a selection of displays and a full set of sample doors available for you to view. We strongly recommend that you view a display or sample door prior to purchasing your English Rose Kitchen.

## Can I buy direct from English Rose?

Omega PLC are the manufacturers of English Rose Kitchens and only sell via specialist retailers who will use their extensive knowledge and expert design skills to produce the kitchen of your dreams.

## What happens if I pay a deposit to a retailer for an English Rose Kitchen who then ceases trading before my kitchen is delivered?

In the unlikely event of this happening we run a Deposit Guarantee Scheme. This ensures that we’ll still supply your English Rose Kitchen furniture at the current manufacturer’s recommended retail price list, less the deposit paid on furniture, provided that the amount paid to the retailer does not exceed 50% of the manufacturer’s recommended retail price.

## Do you charge for delivery?

No. We provide FREE\* delivery, direct to your home and our two-man delivery teams will ensure your new kitchen is delivered with care and professionalism.

\* minimum order value applies.

## Do your kitchens carry a guarantee?

Yes, all English Rose Kitchens are supplied with a 10 YEAR GUARANTEE, providing you with complete peace of mind when purchasing your kitchen. English Rose Kitchens guarantees that for a period of ten years from the date of purchase that the kitchen cabinets and fascias (“the products”) manufactured by Omega PLC are free from defects in material and workmanship. English Rose Kitchens will supply replacement products for products that do not comply with this guarantee free of charge or, at our discretion, repair such products free of charge subject to terms and conditions.

## How long will it take for me to receive my English Rose Kitchen?

Once the retailer has placed the order with us, your English Rose Kitchen will be delivered within 6-11 days. However, In-Frame Ivory and Country Lissa Oak are available within 2-3 weeks and all Painted kitchens are available within 3-4 weeks.



# PROUDLY MADE IN BRITAIN

Omega PLC is proud to manufacture English Rose Kitchens in Britain at our state-of-the-art factory facility. We source components from the UK and around the world, to ensure we only use the highest quality materials, which are then combined to produce outstanding kitchens, backed up by unrivalled customer service.

## KITCHEN CHARACTERISTICS

Wood is a natural material with an endless variety of textures and grains. Variations evident on installation should diminish over a period of time to create a pleasant uniformity. As our policy is one of continuous improvement, we reserve the right to amend designs and specifications without prior notice. Where real wood veneers are used on external surfaces, we’re unable to guarantee an exact match due to natural variations in colour and grain.

The colours in this brochure are as accurate as the printing process will allow, and we recommend that you view a display or sample door at one of our approved retailers prior to purchase. Errors and omissions excepted.

For more information and helpful advice on buying a kitchen, please visit:

**erkitchens.co.uk**



GEORGE CLARKE  
ENGLISH ROSE BRAND AMBASSADOR



**ENGLISH ROSE®**

BY OMEGA

PART OF



**OMEGA PLC**

THE VERY BRITISH COLLECTION



For further information please contact:

The Customer Service Department, English Rose Kitchens, Omega Boulevard, Capitol Park, Thorne, Doncaster DN8 5TX

Tel: 01405 743332 | Fax: 01405 743330 | [erkitchens.co.uk](http://erkitchens.co.uk)